

Statewide 2017 Point In Time Count Analysis



7,220

Total homeless individuals surveyed in 2017, down 9% from 2016

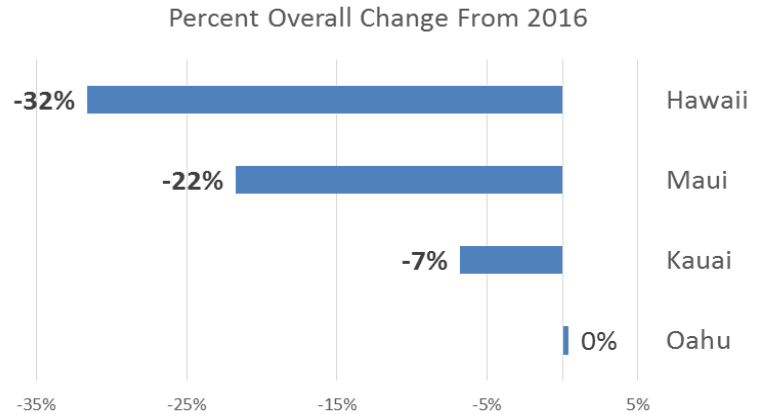
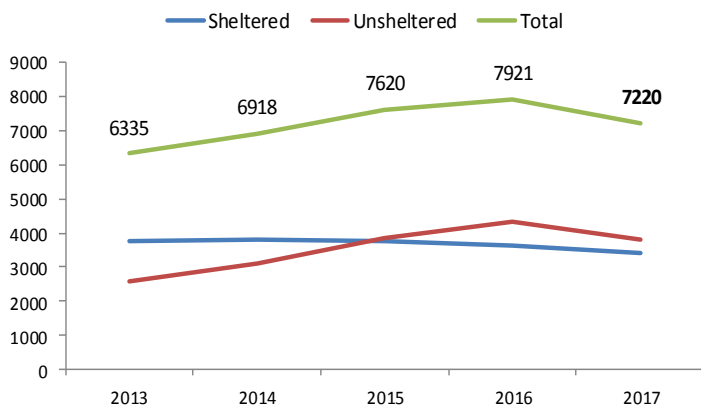
19%

Decrease in total number of homeless families compared to 2016

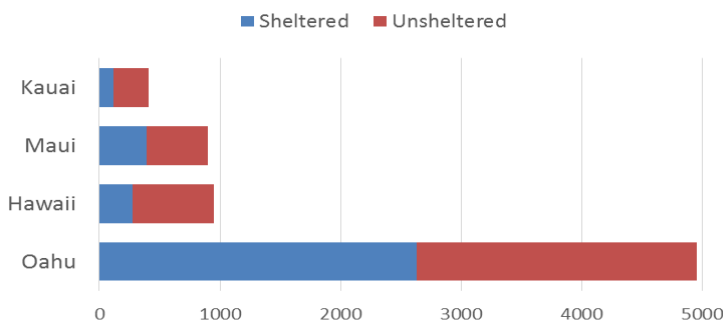
12%

Decrease in unsheltered homeless individuals compared to 2016

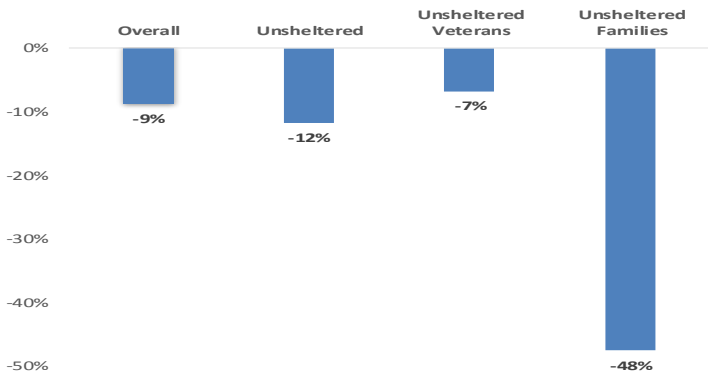
2016 Homeless Count Figures



Comparison of Total Homeless Populations



% Change by Major Subpopulations



Partners In Care & Bridging the Gap:

Partners in Care (PIC) representing Oahu, and Bridging the Gap (BTG) representing Hawaii County, Maui County and Kauai County, are Hawaii's Continuum of Care (CoC.) A CoC is a local planning body designed to promote community wide commitment to the goal of ending homelessness.

Point In Time Count Notes:

The 2017 Point-In-Time Count (PIT) represents the best available data to estimate a one-day homeless prevalence for the State of Hawaii. The primary objective of the count is to obtain a reliable estimate of the sheltered and unsheltered homeless individuals and families at a specific point in time. PIT data collection is an integral part of local and national planning and acts in support of policy and resource allocations.

"Chronically homeless" is defined by 24 CFR Parts 91 and 570 of the *Consolidated Plan Revisions and Updates; Final Rule* as living in a place not meant for human habitation, in a safe haven or in an emergency shelter; can be diagnosed with a one or more conditions including substance abuse disorder, serious mental illness, or chronic physical illness or disability; and living as described above continuously for at least 12 months, or on at least four separate occasions in the last 3 years, where the combined occasions total a length of time of at least 12 months. Each period separating the occasions must include at least 7 nights of living in a situation other than a place not meant for human habitation, in an emergency shelter, or in a safe haven.

Oahu's 2017 Point In Time Count Analysis



Key Numbers

4,959
Total Homeless persons counted on Oahu, up 0.4% from 2016

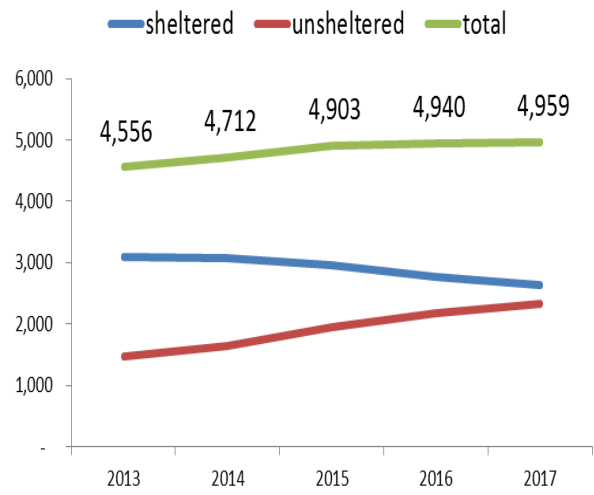
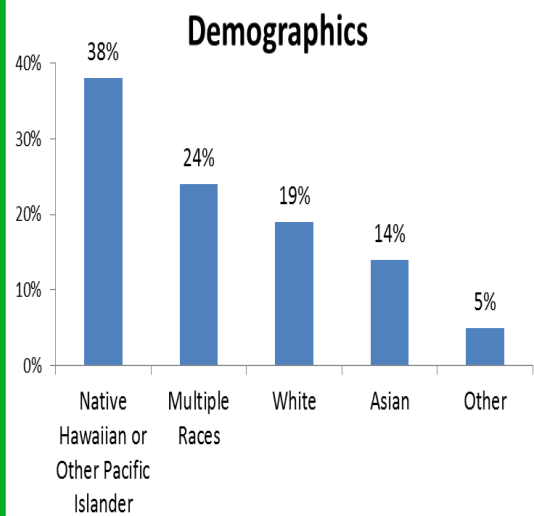
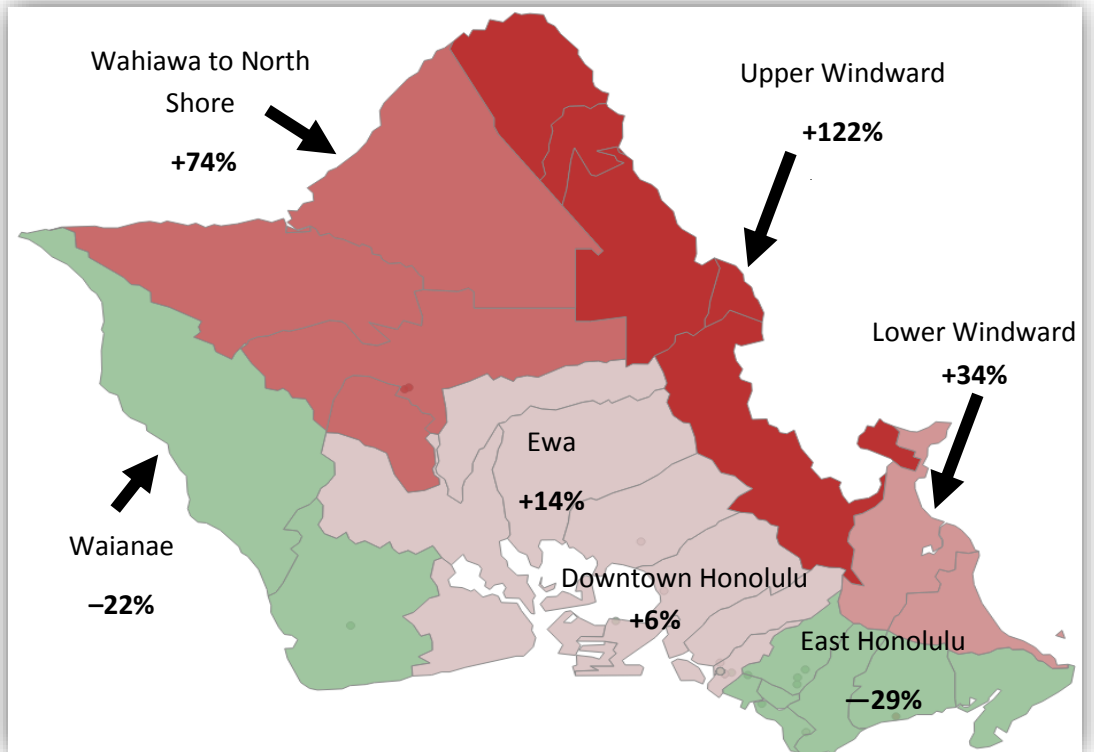
1,159
Persons on Oahu who meet the chronically homeless definition*, up 6% from 1,090 since 2016

14% decrease
In families experiencing homelessness on Oahu since 2016

449
Total homeless veterans on Oahu, up 9% from 413 in 2016

Oahu Regional Trend

Showing Percent Change since 2016



*"Chronically homeless" is defined by 24 CFR Parts 91 and 570 of the Consolidated Plan Revisions and Updates; Final Rule as living in a place not meant for human habitation, in a safe haven or in an emergency shelter; can be diagnosed with a one or more conditions including substance abuse disorder, serious mental illness, or chronic physical illness or disability; and living as described above continuously for at least 12 months, or on at least four separate occasions in the last 3 years, where the combined occasions total a length of time of at least 12 months. Each period separating the occasions must include at least 7 nights of living in a situation other than a place not meant for human habitation, in an emergency shelter, or in a safe haven.