



KŪPUNA 2023 SUB-REPORT

O'ahu Point in Time Count

PREPARED BY

*Partners in Care, O'ahu's
Continuum of Care*

KŪPUNA 2023 SUB-REPORT

516

kūpuna experiencing homelessness
on O'ahu on the night of January 22, 2023



Kūpuna: grandparent, ancestor, relative or close friend of the grandparent's generation; in this report, person of age 60 or greater.



49%

Sheltered

252 individuals



51%

Unsheltered

264 individuals

Changes in kūpuna population from 2022 - 2023

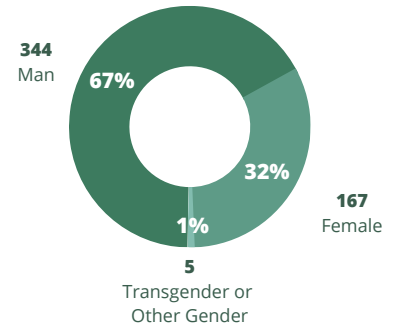
Total Kūpuna Population Unsheltered Count Sheltered Count

+35%

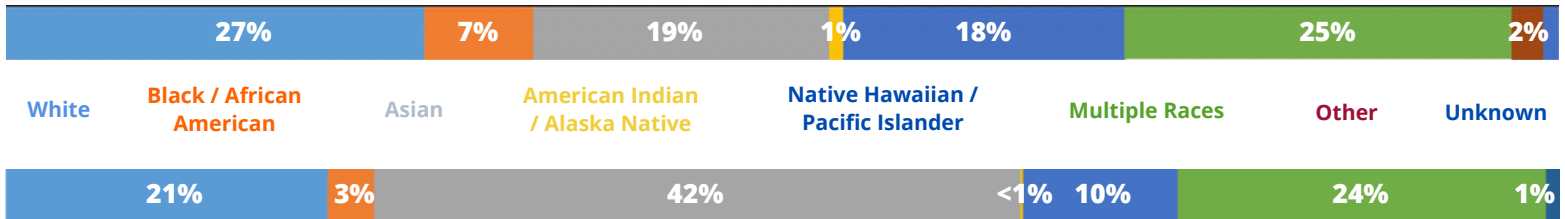
+46%

+26%

Gender



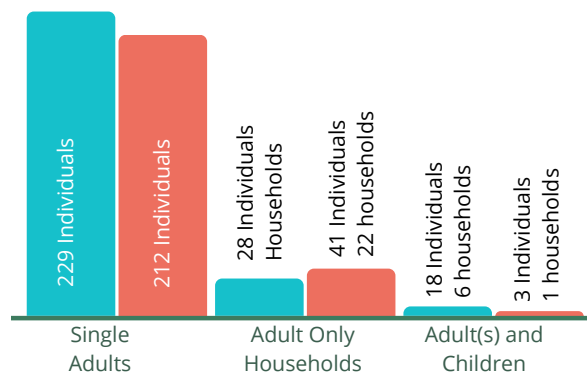
Race/Ethnicity: PIT Kūpuna Population



Race/Ethnicity: O'ahu Population

- There approximately equal numbers of the chronically homeless and transitionally/episodically homeless —each constituted 47% of the total kūpuna population.
- The inability to pay rent (12%), loss of money or income source (9%), and job loss (10%) were the most commonly reported causes that led to homelessness.
- Native Hawaiians and Pacific Islanders were over-represented by 80%, while Blacks/African Americans were over-represented by 143% in comparison to the CoC's population as a whole.
- Six percent of kūpuna surveyed had served on active duty in the US military.

Household

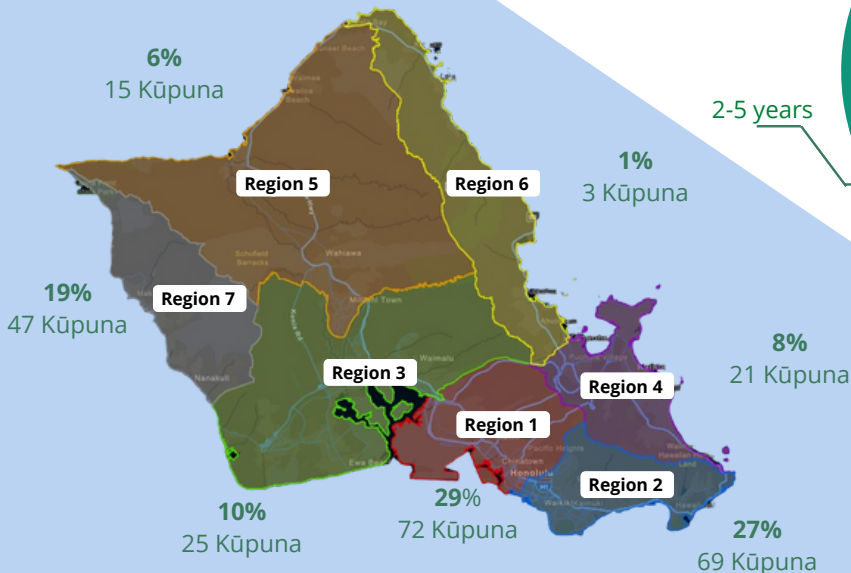


KŪPUNA 2023 SUB-REPORT

| Health Condition | Kūpuna | | | PIT Count |
|----------------------------------|--|-------------|-------|-----------|
| | Sheltered | Unsheltered | Total | |
| Chronically Homeless | 34% <small>(ES & SH Only)</small> | 60% | 47% | 36% |
| One or More Disabling Conditions | 68% | 68% | 68% | 62% |
| Mental Health-Related Disability | 48% | 35% | 42% | 39% |
| Substance Use Disorder | 35% | 27% | 31% | 31% |

- The majority of kūpuna population had a disabling condition.
- Disabilities and chronically homeless status are more prevalent among the population as compared to the O’ahu PIT Count population.
- More than three quarters of unsheltered kūpuna had been homeless for an extended period of time, over 1 year.
- The largest percentage of unsheltered kūpuna were counted in Regions 1, 2 and 7.

Distribution of Unsheltered Kūpuna in O’ahu



Length of Time Currently Experiencing Homelessness Unsheltered Kūpuna

