


# VETERANS 2022 SUB-REPORT

## 228

### veterans experiencing homelessness on O'ahu on the night of March 9, 2022



**Veteran:** A person who served in the United States Armed Forces, Reserves or National Guard.



**56%**

**Sheltered**

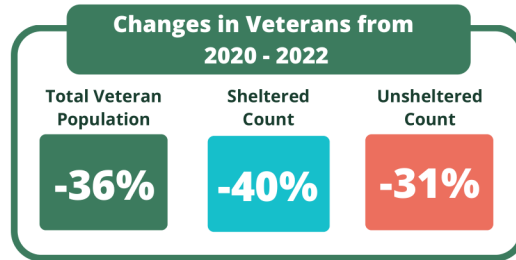
127 individuals  
(72 in Transitional, 55 in Emergency)



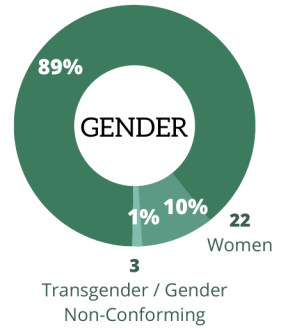
**44%**

**Unsheltered**

101 individuals

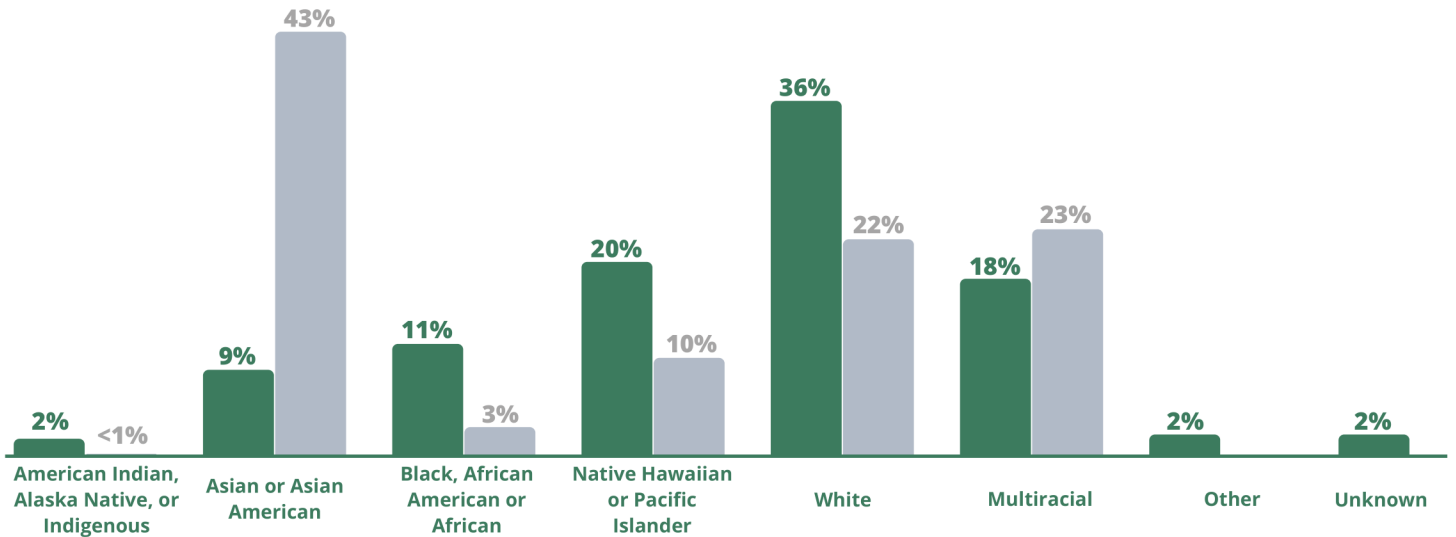


201 Men



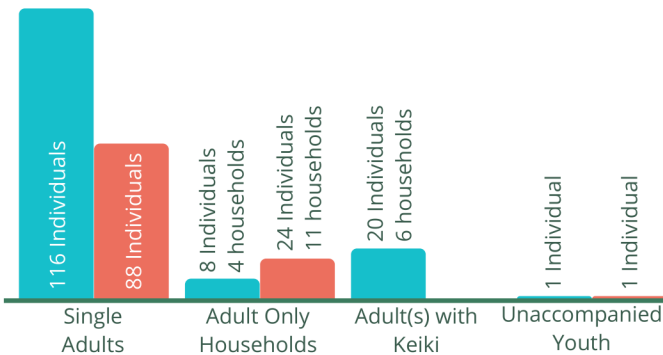
## RACE/ETHNICITY

Race/Ethnicity Alone (mutually exclusive categories)

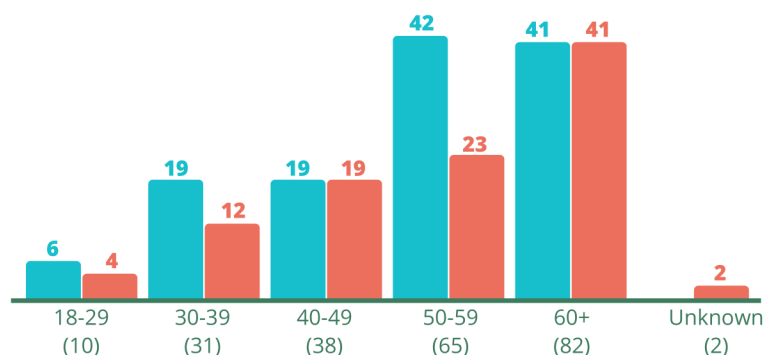


## INDIVIDUALS BY HOUSEHOLD TYPE

Total individuals in households include non-veterans (258)




## AGE BREAKDOWN



# VETERANS 2022 SUB-REPORT


Health	Veterans			PIT Count
	Sheltered	Unsheltered	Total	
Chronically Homeless	26% <small>(ES &amp; SH Only)</small>	58%	44%	20%
Disabling Condition	75%	66%	71%	32%
Physical, Developmental, or Other Disability	55%	50%	53%	20%
Mental Health Illness	53%	42%	48%	19%
Substance Use Disorder	35%	26%	31%	16%
Experiencing Homelessness due to COVID-19	7%	12%	19%	9%

- Veterans report having twice as many health conditions as compared the O'ahu PIT Count Population.
- The majority of veterans report having a disabling condition (mental health illness, substance use disorder, physical, developmental, or other disability, and/or HIV/AIDS) (71%). 30% (69) of individuals reported 2 disabling conditions and 16% (36) of individuals reported 3 or more disabling conditions.
- The vast majority of unsheltered veterans had currently been experiencing homelessness for an extended period of time, over 1 year.




**8% (18)**  
of veterans identified as a **Sexual & Gender Minority**

13 sexual minorities  
5 gender minorities  
5 intersex



**11% (26)**  
Unsheltered Veterans had pets, **54% (14)** of pet owning vets report difficulty obtaining shelter due to the pets

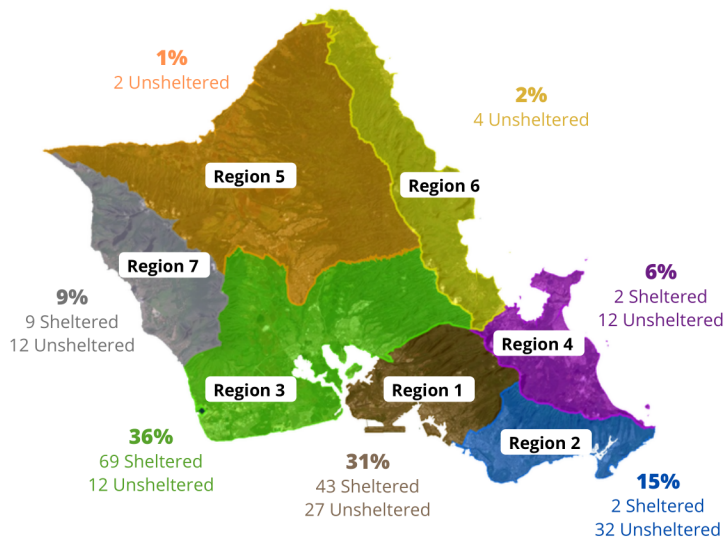


**31% (70)**  
of veterans were **Repeaters**

18% (41) in 2 PIT Counts  
8% (19) in 3 PIT Counts  
4% (10) in 4 or more PIT Counts

## PERCENT OF VETERANS BY REGION

This excludes any individuals from DV shelters (226)



## LENGTH OF CURRENT HOMELESSNESS

Unsheltered Veterans Only (101)

